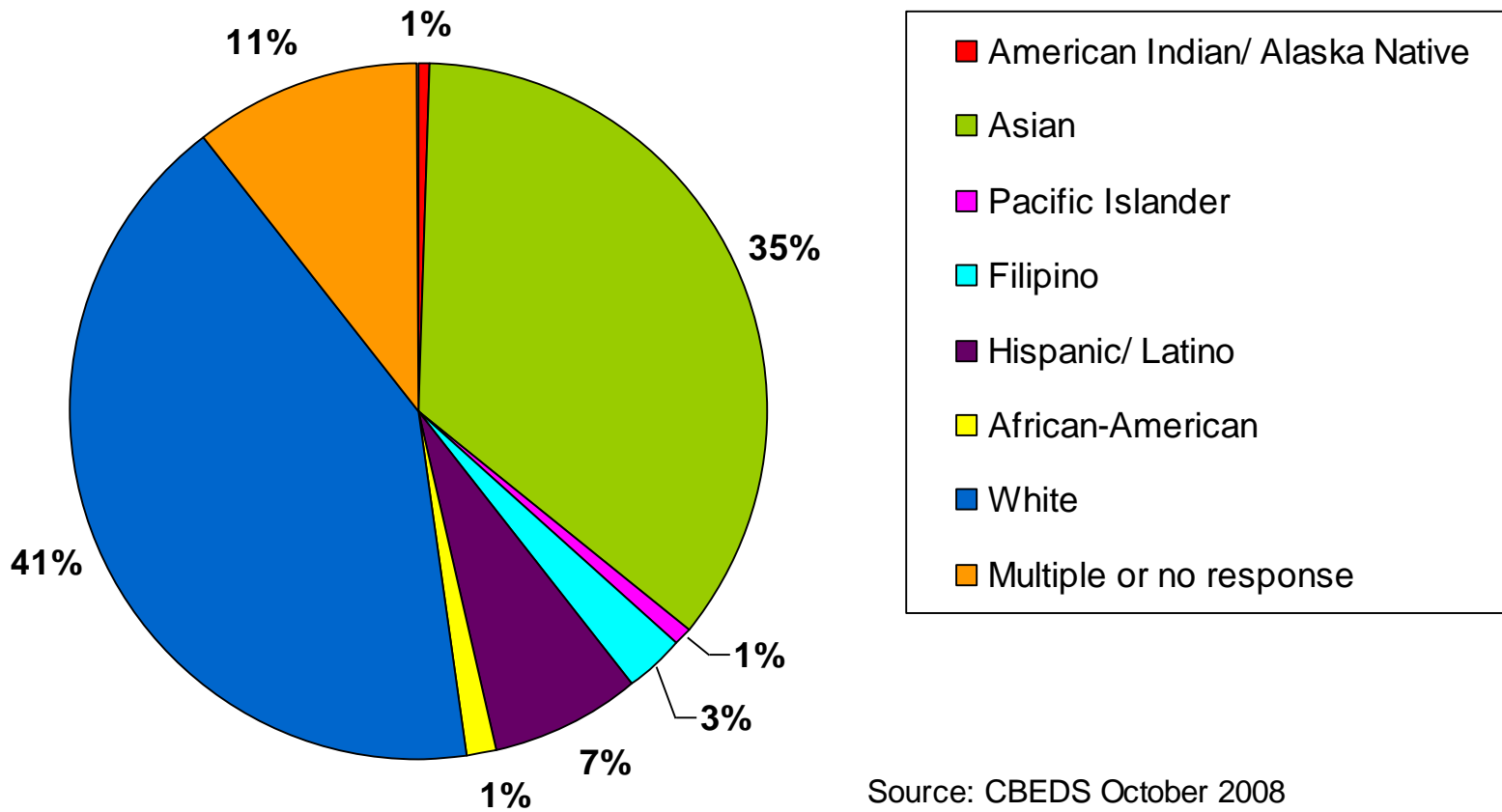




# Walteria Elementary School

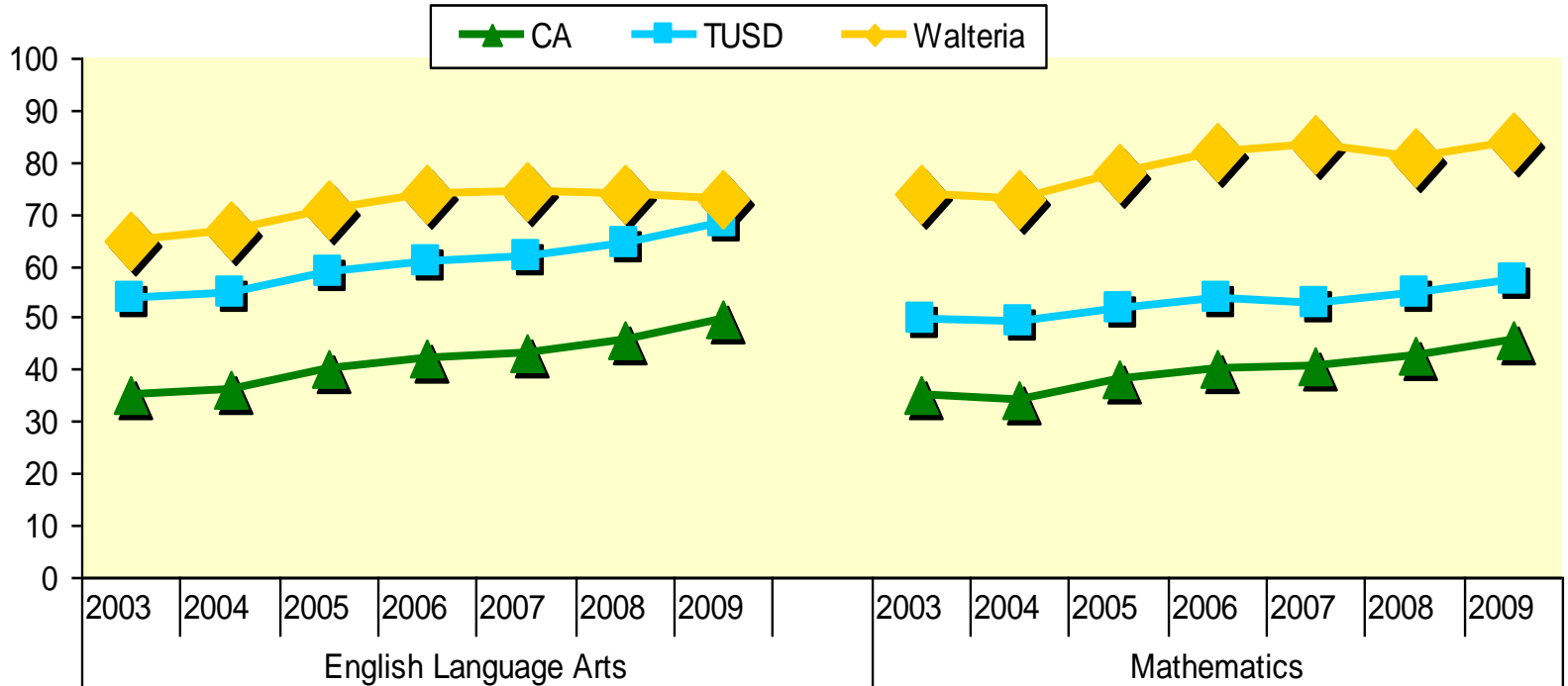
South Area Achievement  
Bobbie Wynhoff, Principal  
October 2009

# Ethnicity: 2008-2009



# STAR 2009

Percent Scoring Advanced or Proficient



CA	35	36	40	42	43	46	50		35	34	38	40	41	43	46
TUSD	54	55	59	61	62	64	68		50	49	52	54	53	55	57
WALTERIA	65	67	71	74	74	74	73		74	73	78	82	83	81	84

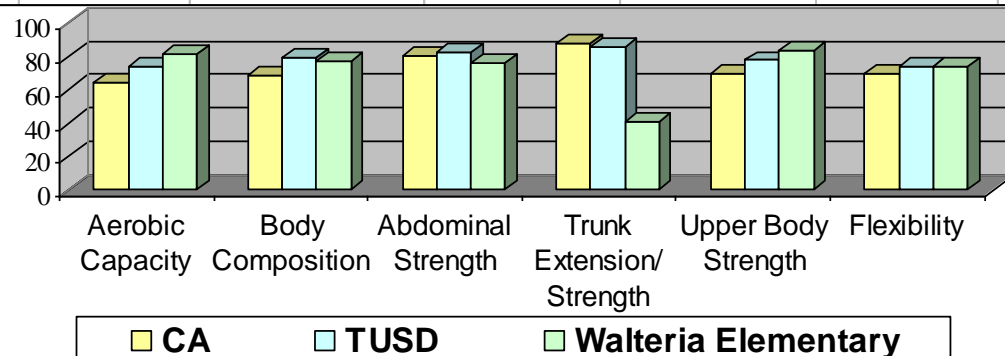
# Physical Fitness Test 2009


## GRADE 5

### Standards Performance By Test

#### Percent in Healthy Fitness Zone (Met Standard)

	Aerobic Capacity	Body Composition	Abdominal Strength	Trunk Extension/ Strength	Upper Body Strength	Flexibility	Total # Tested
CA	64.2	68.4	80.6	88.2	69.6	69.6	454,276
TUSD	73.8	79.3	82.9	85.9	77.8	73.8	1,730
Walteria Elementary	81.7	77.1	76.0	41.1	83.3	74.0	97





# Federal and State Accountability

## State Accountability: Academic Performance Index (API)

- Created by the Public Schools Accountability Act of 1999 as a way to measure growth in districts and schools
- Schools and Districts are given a ranking on a scale of 200 (lowest) to 1,000 (highest)

## Federal Accountability: Adequate Yearly Progress (AYP)

- Created as part of No Child Left Behind (NCLB)
- Requires schools to meet predetermined proficiency levels each year in English Language Arts and Math, with the ultimate goal of having 100% of students proficient by 2014.
- Also requires schools to make API growth, have a 95% participation rate in state testing

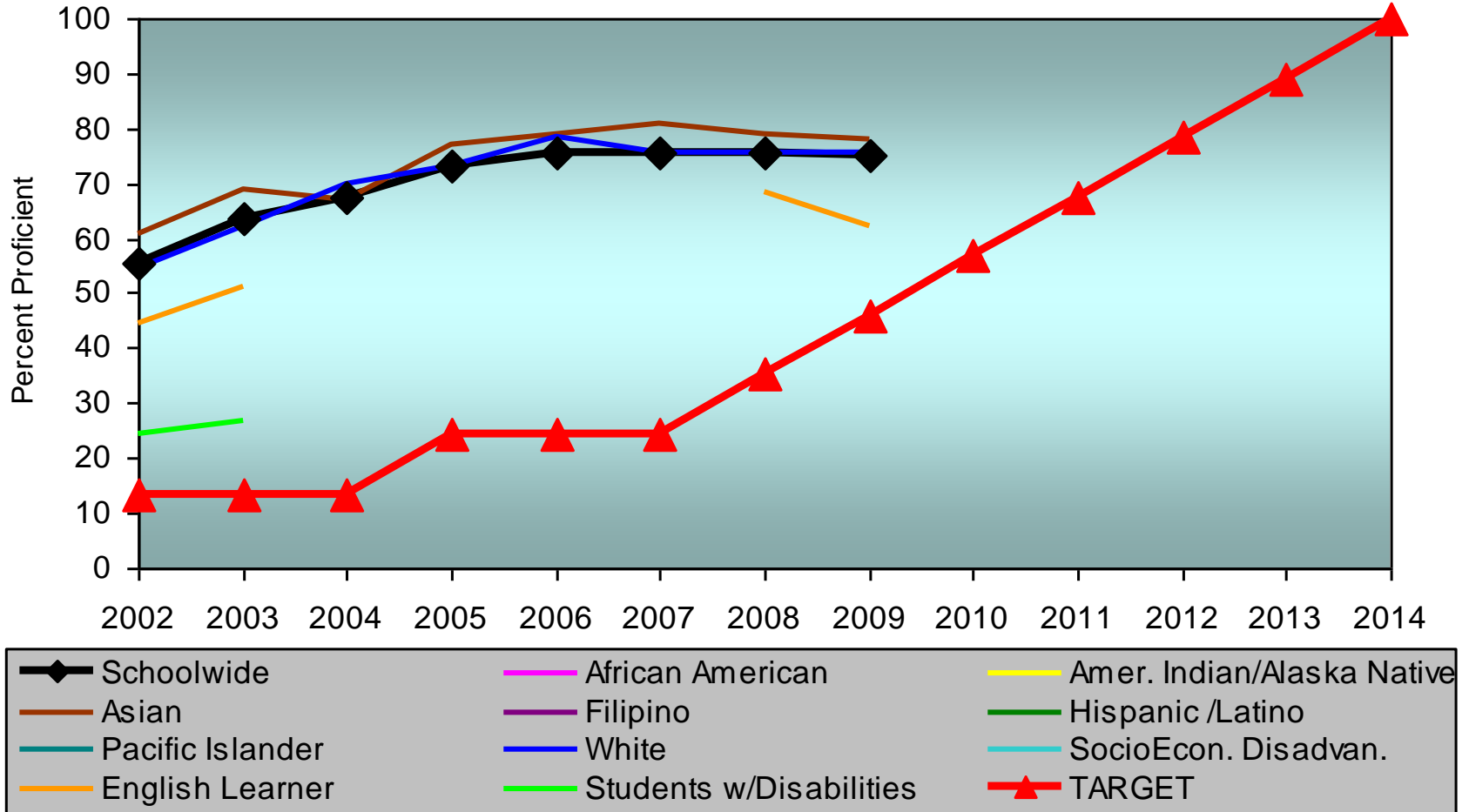


# 2009 Growth API

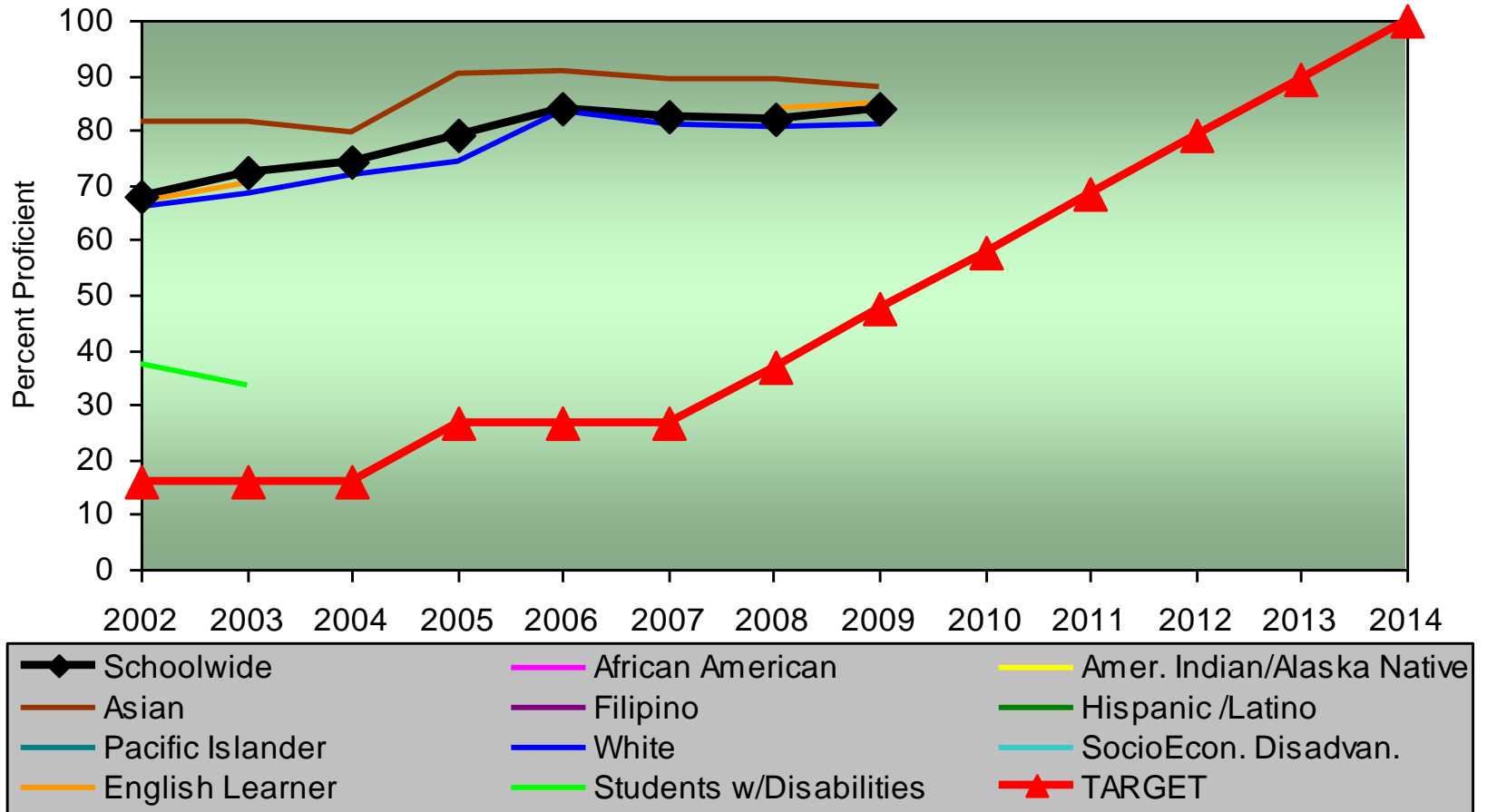
## Walteria Elementary *Met All* API Growth Targets

	2008 Base API	2009 Growth API	Actual Growth	Growth Target	Met Growth Target
<b>Schoolwide</b>	<b>886</b>	<b>902</b>	<b>16</b>	Maintain 800 or above	<b>Yes</b>
African American					
Amer. Indian/Alaska Native					
Asian	912	<b>920</b>	<b>8</b>	Maintain 800 or above	<b>Yes</b>
Filipino					
Hispanic/Latino					
Pacific Islander					
White	883	<b>893</b>	<b>10</b>	Maintain 800 or above	<b>Yes</b>
Socioeconomically Disadvantaged					
English Learners					
Students with Disabilities					

# AYP: English-Language Arts



# AYP: Mathematics





# Walteria's Programs

- **Walteria's Academic Alliance (WAA) – annually funds technology upgrades-purchased 6 new computers for our lab**
- **Magic of Music – An after school program about theory and application**
- **Walteria Outstanding Wildcats (W.O.W.) – Grade level behavior incentive and conflict resolution program**



# P.T.A. & BUSINESS PARTNER

- P.T.A. – A very active organization that provides our website, activities, field trips, and assemblies for students
- Capital Source Bank – Our business partner that is active with WAA and does a whole school activity in which students design holiday cards



For more information on other South Area schools, please go to [www.tusd.org](http://www.tusd.org), scroll to the “Schools” drop down menu and select “School Reports”.